



erwin Evolve 360

Release Notes v1.0

© 2022 Quest Software Inc.

ALL RIGHTS RESERVED.

This guide contains proprietary information protected by copyright. The software described in this guide is furnished under a software license or nondisclosure agreement. This software may be used or copied only in accordance with the terms of the applicable agreement. No part of this guide may be reproduced or transmitted in any form or by any means, electronic or mechanical, including photocopying and recording for any purpose other than the purchaser's personal use without the written permission of Quest Software Inc.

The information in this document is provided in connection with Quest Software products. No license, express or implied, by estoppel or otherwise, to any intellectual property right is granted by this document or in connection with the sale of Quest Software products. EXCEPT AS SET FORTH IN THE TERMS AND CONDITIONS AS SPECIFIED IN THE LICENSE AGREEMENT FOR THIS PRODUCT, QUEST SOFTWARE ASSUMES NO LIABILITY WHATSOEVER AND DISCLAIMS ANY EXPRESS, IMPLIED OR STATUTORY WARRANTY RELATING TO ITS PRODUCTS INCLUDING, BUT NOT LIMITED TO, THE IMPLIED WARRANTY OF MERCHANTABILITY, FITNESS FOR A PARTICULAR PURPOSE, OR NON-INFRINGEMENT. IN NO EVENT SHALL QUEST SOFTWARE BE LIABLE FOR ANY DIRECT, INDIRECT, CONSEQUENTIAL, PUNITIVE, SPECIAL OR INCIDENTAL DAMAGES (INCLUDING, WITHOUT LIMITATION, DAMAGES FOR LOSS OF PROFITS, BUSINESS INTERRUPTION OR LOSS OF INFORMATION) ARISING OUT OF THE USE OR INABILITY TO USE THIS DOCUMENT, EVEN IF QUEST SOFTWARE HAS BEEN ADVISED OF THE POSSIBILITY OF SUCH DAMAGES. Quest Software makes no representations or warranties with respect to the accuracy or completeness of the contents of this document and reserves the right to make changes to specifications and product descriptions at any time without notice. Quest Software does not make any commitment to update the information contained in this document.

If you have any questions regarding your potential use of this material, contact:

Quest Software Inc.

Attn: LEGAL Dept

4 Polaris Way

Aliso Viejo, CA 92656

Refer to our Web site (<https://www.quest.com>) for regional and international office information.

Patents

Quest Software is proud of our advanced technology. Patents and pending patents may apply to this product. For the most current information about applicable patents for this product, please visit our website at <https://www.quest.com/legal>.

Trademarks

Quest, the Quest logo, and Join the Innovation are trademarks and registered trademarks of Quest Software Inc. For a complete list of Quest marks, visit <https://www.quest.com/legal/trademark-information.aspx>. All other trademarks and registered trademarks are property of their respective owners.

erwin Evolve 360 -Release Notes

Updated – January 2022

Version – 1.0

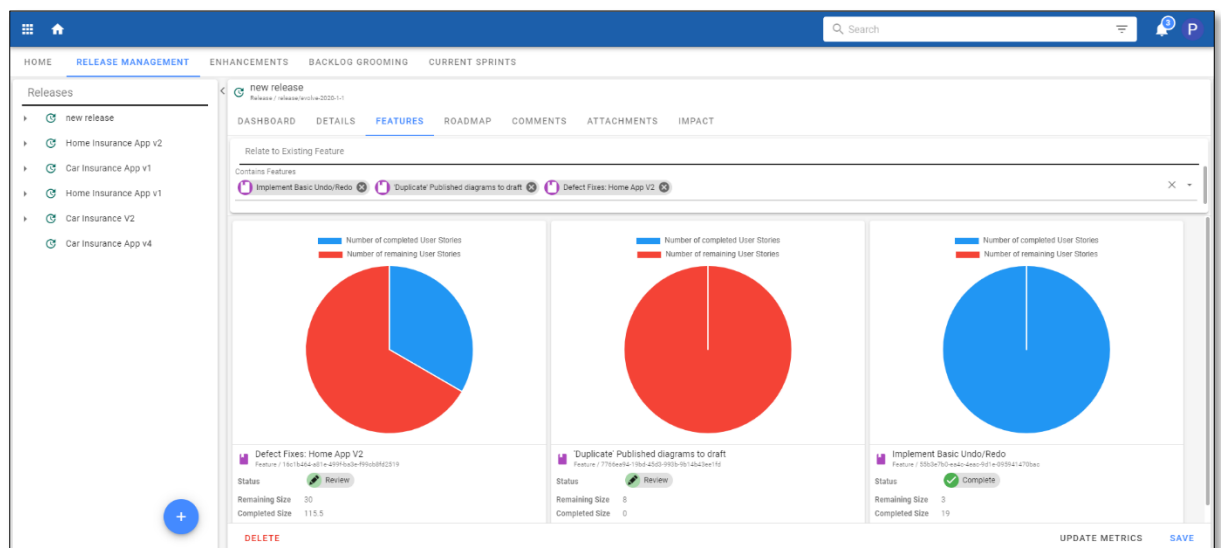
Welcome To The New erwin Evolve 360

This is the first commercial release of **erwin Evolve 360**.

Overview

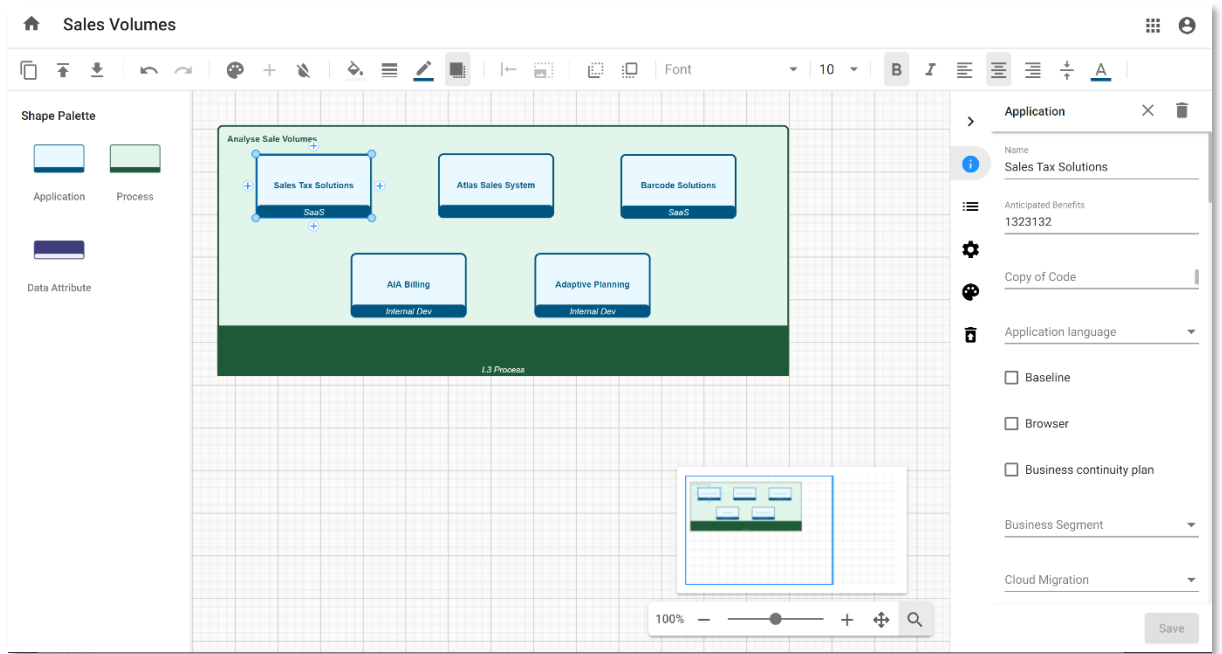
erwin Evolve 360 is a full-featured, cloud-based toolkit for Enterprise Architects, offering industry frameworks that enable you to model, design and plan the evolution of your business.

- The toolkit includes a multitude of data entry and collection options, from forms to REST endpoints, ensuring you can easily absorb data from other areas of your business and build out your catalogs.
- Once the data is inside the platform, it is easy to visualize it through graphs, charts and customizable tables, panels, and dashboards. Sharing and collaborating with colleagues through access-controlled communities and targeted views.

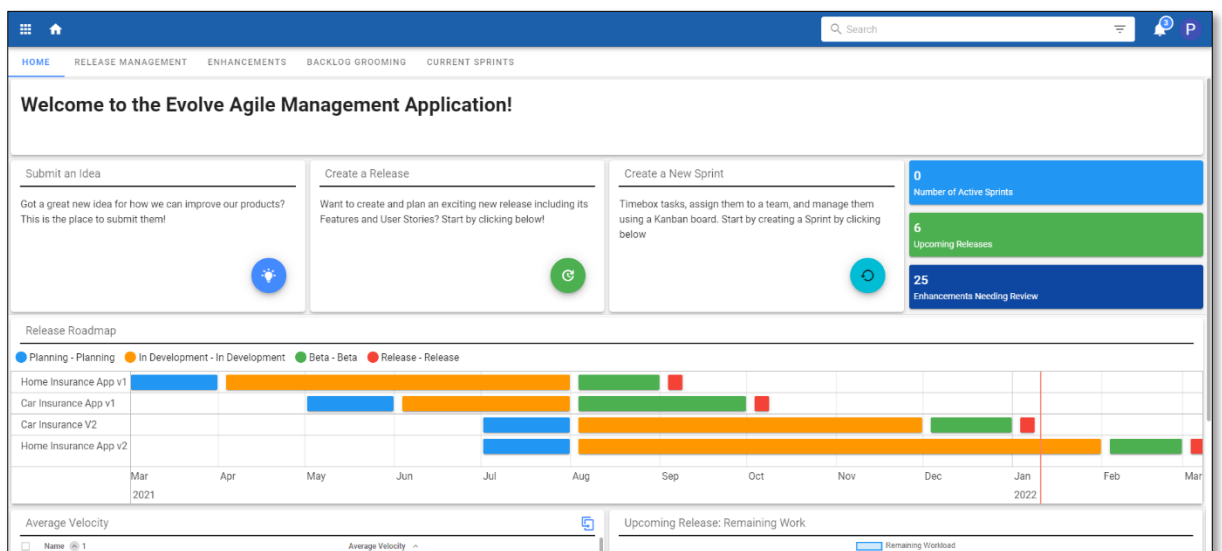


- Automatic diagrams, take the weight out of building architectural landscapes, and organizational charts, with many more layouts coming soon.

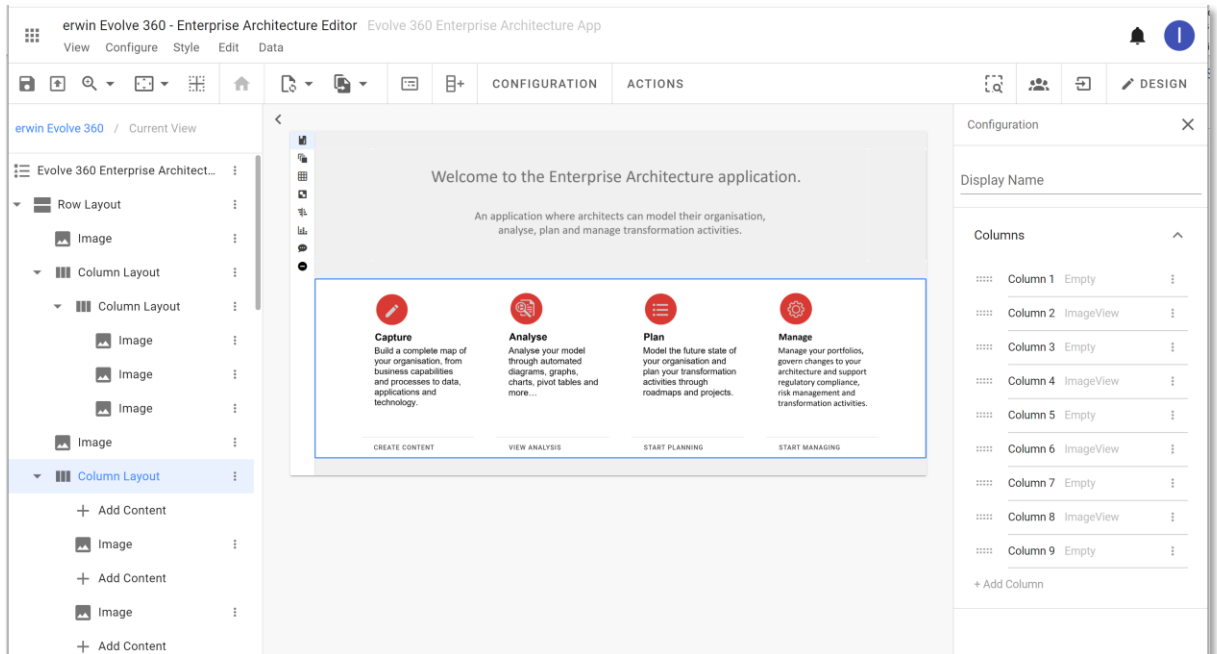
- When you need to draw a diagram, the more than capable model-based drawing component will ensure you can precisely describe your architecture. Complete with out of the box templates for many core diagram types, it can also be customized, displaying metrics, indicators and related data pulled live from your model onto the canvas.



- So, you've modeled your current state, and designed your future, now you need to describe the plan. You are not left short here either, with Gantt views, Lists and Kanban boards to ensure the transition is as easy to communicate as the design.



- Best of all, if you need to extend or adapt anything, there is an integrated meta model designer, and view editor that can ensure you can display things just how you need.



- Our first release provides all you need to get started in Enterprise Architecture, but we are also excited to tell you how our App Store based platform, coupled with a shared metamodel and datastore, means that new Apps will be coming very soon. Each Application can show a different view of the shared content, and with access controls, it can cater to all audiences, ensuring they are only able to see what they need.

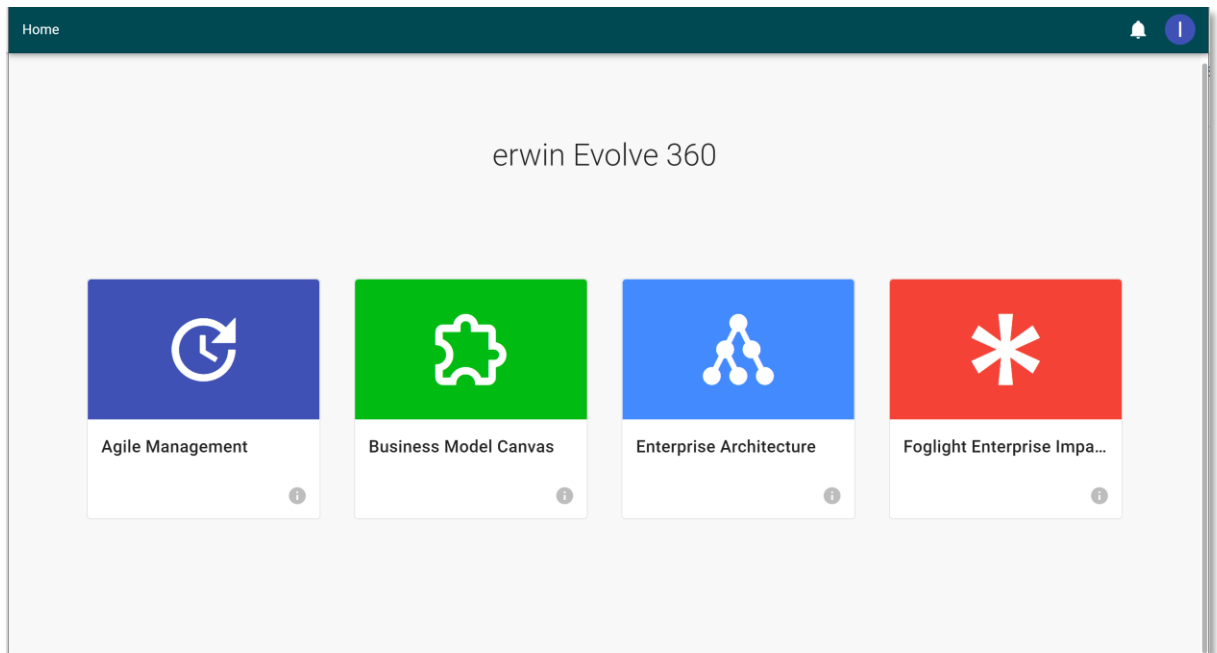
Can't wait for our team of experts to build that Application you need, well that's not a problem either, as **Evolve 360** comes with a complete **Application Editor**. That will help you create your own applications from a choice of pre-loaded views or views you can build yourself from scratch.

We are excited to see where you take **Evolve 360**.

List of Major Features

The following is a list of significant features in this release

- Evolve 360 comes with several pre-built Applications, including an Enterprise Architecture template.



- Allows full configuration of the meta model, to extend and change the supplied data structures.
- Fully configurable site design, with support for communities of users, having different views.
- Many different Layout types, including Menu, Column, Row, Stream, Accordion and Carousel.
- Multiple Collection Views with Table, List, Kanban, Calendar, Roadmap, Diagram, Tree and Network views.
- Wide variety of Charts and Item Views help to display all your data.
- Project planning features offering Gantt charts and fully operable Kanban's.
- Automatically generated diagrams, allow data to be easily visualized through hierarchies, flows and landscapes.
- In-built Diagramming tool, offers a wide variety of diagram types, allowing you to edit and create new diagrams using readily available shapes, that can surface data directly from your model.
- CSV import and export and a full REST API that can be configured to operate with external web tools, such as Microsoft's Power Automate.

System Requirements

To access **Evolve 360**, make sure your system meets the below specified **Hardware** and **Software** Requirements.

Hardware Requirements

Recommended: Any modern desktop computer or laptop, with screen resolution of 1024x768 or above and a keyboard and mouse/trackpad. Devices running Windows or Mac OS may be expected to have around 8GB RAM, to support the OS and a web browser with a number of open tabs.

A fast internet connection (5Mbps+)

Minimum: Any device capable of running a modern browser. Note that some tasks such as diagramming will be more difficult, or not possible to perform on some devices. If CPU or RAM on the device are too limited, then the display and operation may be slower.

A reasonable internet connection (2-3Mbps minimum)

Software Requirements

A modern and supported web browser such as:

- Google Chrome - Version 96.0+
- Microsoft Edge – Version 96.0+
- Mozilla Firefox – Version 95.0+

Other browsers may also function but are not in our supported list.

Product Licensing

Licensing information is managed from **Client & Users Settings** in the application.

To know how to manage the licenses, please see **Administration** from **Evolve 360 User Help Guide**.



A user with administration rights will only have a privilege to set the licenses.

To know more about the full licenses, contact the **erwin Evolve 360** sales representative.

Documentation

Additional Information of **Evolve 360**.

- Online Product Documentation: [erwin Evolve 360 - Technical Documentation \(quest.com\)](#)

About Us

Quest creates software solutions that make the benefits of new technology real in an increasingly complex IT landscape. From database and systems management to Active Directory and Office 365 management, and cyber security resilience, Quest helps customers solve their next IT challenge now. Around the globe, more than 130,000 companies and 95% of the Fortune 500 count on Quest to deliver proactive management and monitoring for the next enterprise initiative, find the next solution for complex Microsoft challenges and stay ahead of the next threat. Quest Software. Where next meets now. For more information, visit www.quest.com.

Technical support resources

Technical support is available to Quest customers with a valid maintenance contract and customers who have trial versions. You can access the Quest Support Portal at <https://support.quest.com>.

The Support Portal provides self-help tools you can use to solve problems quickly and independently, 24 hours a day, 365 days a year. The Support Portal enables you to:

- Submit and manage a Service Request
- View Knowledge Base articles
- Sign up for product notifications
- Download software and technical documentation
- View how-to-videos
- Engage in community discussions
- Chat with support engineers online
- View services to assist you with your product.